



***EMERGENCY  
ESCAPE  
SING LUMINAIRES***

**COMMON SOLUTION FOR DIFFERENT SECTORS**



Retail Market  
& Store



Health Care  
Buildings



Offices



Education Buildings

# ***EMERGENCY***

## **ROUTING LED LUMINAIRES**



### **EMERGENCY ROUTING LED LUMINAIRES**

With its excellent design, Ontec emergency routing fixtures enable us to meet many needs using a single product. ONTEC-S provides a multifunctional and simple solution for emergency lighting and emergency escape lighting. The flagless version can be used as a stand-alone emergency fixture, while the flagged version can be used as an emergency escape routing. It enables all kinds of ceiling applications due to the mounting accessories.

# I N D E X

## **MODEL**

<b>ONTEC-S</b>	<b>6</b>
<b>ONTEC-G</b>	<b>8</b>
<b>ONTEC-R</b>	<b>9</b>
<b>ONTEC-D</b>	<b>10</b>
<b>ONTEC-C</b>	<b>11</b>

APPLICATION AREAS



# ONTEC-S



## EMERGENCY GUIDANCE LED LUMINAIRES

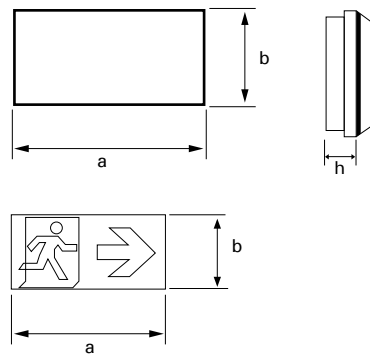
ONTEC-S, provides a multi-function and plain solution to emergency lighting and escape lighting. The flagless version may be used for emergency exit on its own, and the flag version may be used as emergency escape route luminaire. It allows all types of ceiling applications with its installation accessories.



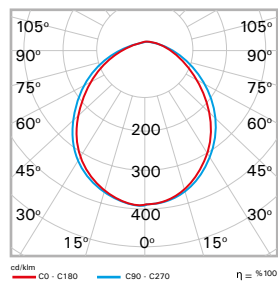
### Technical Specifications

Housing	: PC housing
Light Source	: Mid Power LED
Power	: 5 W / 3 W
Lumen	: (3 W) 270 lm (Traceable DALI) : (5 W) 207 lm
Input Voltage	: 220-240V AC 50/60Hz
Color Temp.	: 5700K
CRI	: > 70
IP	: IP65
Installation	: Surface mounted / Recessed / Pendant
Colors	: RAL 9003

### Technical Drawing



### Photometric Curve



### Dimensions (mm)

Type	a	b	h
Standard	269	40	144
Flag	266	125	-

### Measurements of Ceiling Section

Surface mounted	130mm x 225mm
-----------------	---------------

### Options

Emergency Kit : Yes (1-3 hours)  
Mounted Options : Surface mounted\* / Recessed / Pendant / Tray / Busbar\*\*


\*Hanger set is not provided for surface mounted models (wall mounted).  
\*\* Plug is not included in the busbar hanger set.

### Purchase Order Table

Product Type	Product Code	Power (W)	Weight (kg)
5 W 5700K	EXIT ONTEC IP 65 A3 KS-SR	4,7	0,6
3 W 5700K TRACEABLE DALI	EXIT ONTEC IP 65 IZ. A3 KS	3	0,6







# ONTEC-G



## EMERGENCY GUIDANCE LED LUMINAIRES

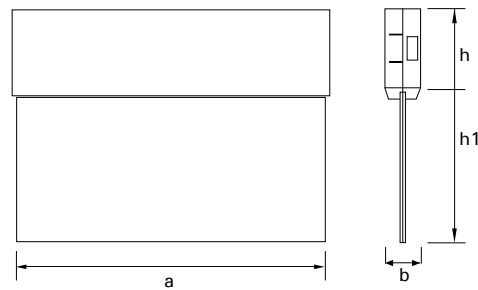
ONTEC-G, provides a multi-function and plain solution to emergency lighting and escape lighting. The flagless version may be used for emergency exit on its own, and the flag version may be used as emergency escape route luminaire. It allows all types of ceiling applications with its installation accessories.



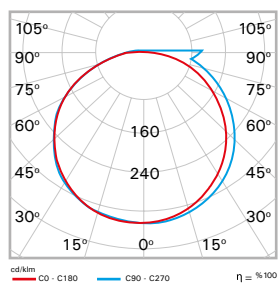
### Technical Specifications

Housing	: PC housing
Light Source	: Mid Power LED
Power	: 2 W
Lumen	: 128 lm
Input Voltage	: 220-240V AC 50/60Hz
Color Temp.	: 5700K
CRI	: > 70
IP	: IP20
Installation	: Surface mounted / Recessed / Pendant
Colors	: RAL 9003

### Technical Drawing



### Photometric Curve



### Dimensions (mm)

a	b	h	h1
215	29	69	131

### Options

Emergency Kit : Yes (1-3 hours)  
 Mounted Options : Surface mounted\* / Recessed / Pendant / Tray / Busbar\*\*

### Purchase Order Table

Product Type	Product Code	Power (W)	Weight (kg)
2 W 5700K	EXIT ONTEC-G SU IP 20 ST A3 KS	1,6	369

\* Hanger set is not provided for surface mounted models (wall mounted).  
 \*\* Plug is not included in the busbar hanger set.





# ONTEC-R



EMERGENCY GUIDANCE LED LUMINAIRES



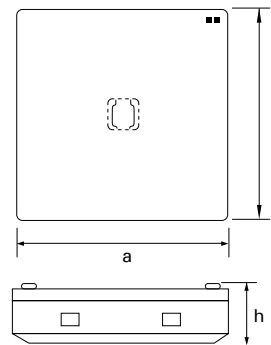
ONTEC-R, provides a multi-function and plain solution to emergency lighting and escape lighting.



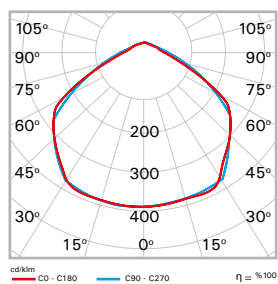
## Technical Specifications

Housing	: PC housing
Light Source	: Power LED
Power	: 2 W
Lumen	: 143 lm
Input Voltage	: 220-240V AC 50/60Hz
Color Temp.	: 5700K
CRI	: > 70
IP	: IP20
Installation	: Surface mounted
Colors	: RAL 9003

## Technical Drawing



## Photometric Curve



## Dimensions (mm)

a	b	h
130	130	27

## Options

Emergency Kit : Yes (1-3 hours)

## Purchase Order Table

Product Type	Product Code	Power (W)	Weight (kg)
2 W 5700K	ONTEC-R SU IP 20 ST A3 KS	1,7	208

Hanger set is not provided for surface mounted models (wall mounted).



# ONTEC-D

EMERGENCY GUIDANCE LED LUMINAIRES



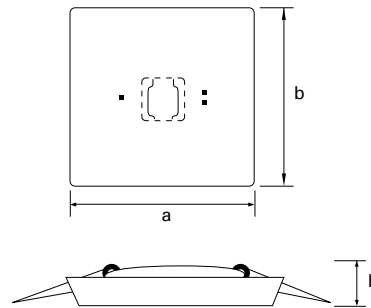
ONTEC-D, provides a multi-function and plain solution to emergency lighting and escape lighting.



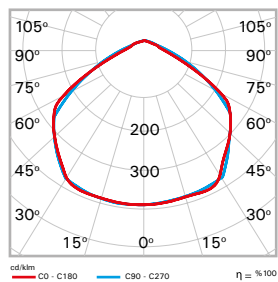
## Technical Specifications

Housing	: PC housing
Light Source	: Power LED
Power	: 3 W
Lumen	: 143 lm
Input Voltage	: 220-240V AC 50/60Hz
Color Temp.	: 5700K
CRI	: > 70
IP	: IP20
Installation	: Recessed
Colors	: RAL 9003

## Technical Drawing



## Photometric Curve



## Dimensions (mm)

a	b	h
90	90	13

## Measurements of Ceiling Section

	d <sup>1</sup>	d <sup>2</sup>
Surface mounted	65mm x 65mm	

## Options

Emergency Kit : Yes (1-3 hours)

## Purchase Order Table

Product Type	Product Code	Power (W)	Weight (kg)
3 W 5700K	ONTEC-D SA IP 20 ST A3 KS	2,5	394

Hanger set is not provided for surface mounted models (wall mounted).



# ONTEC-C

EMERGENCY GUIDANCE LED LUMINAIRES



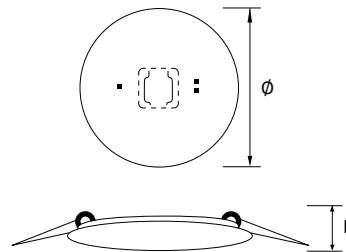
ONTEC-C, provides a multi-function and plain solution to emergency lighting and escape lighting.



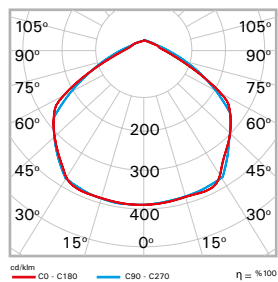
## Technical Specifications

Housing	: PC housing
Light Source	: Power LED
Power	: 3 W
Lumen	: 143 lm
Input Voltage	: 220-240V AC 50/60Hz
Color Temp.	: 5700K
CRI	: > 70
IP	: IP20
Installation	: Recessed
Colors	: RAL 9003

## Technical Drawing



## Photometric Curve



## Dimensions (mm)

Ø	h
90	13

Measurements of Ceiling Section

ØD
65

## Options

Emergency Kit : Yes (1-3 hours)

## Purchase Order Table

Product Type	Product Code	Power (W)	Weight (kg)
3 W 5700K	ONTEC-C SA IP 20 ST A3 KS	2,5	394

Hanger set is not provided for surface mounted models (wall mounted).





# ***EMERGENCY ROUTING LUMINAIRES***

EAE LIGHTING-Brochure **EMERGENCY GUIDANCE** - ENG - Uptade Date: January 2020  
EAE. is provided with the right to perform changes deemed necessary without notifying in advance.  
Please contact us for further information about products and details partaking in catalogue.



**EAE LIGHTING Inc.**  
Ikitelli Organize Sanayi Bolgesi  
Eski Turgut Ozal Caddesi No:20  
Basaksehir / ISTANBUL - TURKEY  
Tel : +90 212 413 21 00 (pbx)  
Fax : +90 212 549 37 90  
[www.eaelighting.com](http://www.eaelighting.com)



***engineering the light***